

# XL Formula

## Results Qualifying



Provisional

Circuit Paul Armagnac Nogaro, Length: 3636 m  
Air temperature: 14.4°C  
Track temperature: 12.8°C  
Weather condition: Wet



Saturday 30.3.2013 14:40

started : 6      classified : 6      not classified : 0

	Drivers	Team	Car	Lap	Best Time	Gap	Diff	Kph	Day Time
1	25 P.Haezebrouk	Signature	Dallara	15	<b>1:34.295</b>				15:05:36
2	28 P.Bourgois	Signature	Dallara	4	<b>1:39.653</b>	5.358	5.358		14:48:01
3	22 L.Vallery-Masson	HVM Racing	G Force	3	<b>1:48.742</b>	14.447	9.089		14:46:35
4	27 C.Tavares	Clementeam Racing	Dallara	12	<b>1:49.710</b>	15.415	0.968		15:03:49
5	15 P.D Aubrey	Griffiths	Tyrrel	4	<b>1:50.766</b>	16.471	1.056		15:03:59
6	96 G.Pargamin	Griffiths	Lola	6	<b>1:57.166</b>	22.871	6.400		15:00:30

Publications Time:

Race Director:

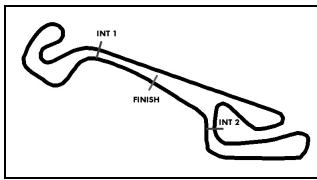
Time Keeping:

BLANCPAIN Timing

ver: 1.0

Page 1/ 1 printed: 30.3.2013 15:10





# XL Formula

## Lap analysis Qualifying



Provisional

Circuit Paul Armagnac Nogaro, Length: 3636 m  
 Air temperature: 14.4°C  
 Track temperature: 12.8°C  
 Weather condition: Wet

 **France**  
 29 March-1 April 2013

Saturday 30.3.2013 14:40

Lap	Time	SE1	SP1	SE2	SP2	SE3	SP3	Lap	Time	SE1	SP1	SE2	SP2	SE3	SP3
<b>15</b>	Patrick D Aubrey, FRA ,							<b>theoretical besttime: 1:49.781</b>							
1	18:16.020	16:56.287	120	38.204	82	41.529	128	4	<b>1:50.766</b>	<b>39.380</b>	<b>140</b>	<b>33.029</b>	94	38.357	176
2	1:59.808	45.263	127	35.275	86	39.270	171	5	1:55.438	42.658	134	33.900	92	38.880	168
3	1:52.752	41.573	135	33.807	<b>96</b>	<b>37.372</b>	<b>179</b>	6	40.572	137	34.371	93			

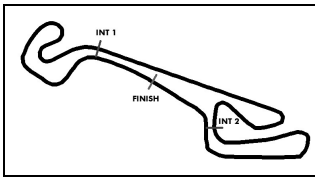
<b>22</b>	Laurent Vallery-Masson, FRA ,							<b>theoretical besttime: 1:48.742</b>							
1	2:50.279	1:29.478	134	40.489	78	40.312	172	7	1:57.726	43.020	131	35.465	92	39.241	181
2	1:56.941	43.260	125	36.472	91	37.209	<b>191</b>	8	1:56.168	42.181	129	34.822	91	39.165	175
3	<b>1:48.742</b>	<b>39.439</b>	139	<b>32.951</b>	<b>100</b>	<b>36.352</b>	178	9	1:53.914	40.845	138	34.260	93	38.809	176
4	2:00.456	40.750	133	35.475	95	44.231		10	1:54.732	41.304	136	34.538	93	38.890	182
5	6:14.362	4:55.136	125	37.947	91	41.279	160	11	1:52.692	39.924	<b>141</b>	34.657	96	38.111	190
6	2:00.478	43.518	131	36.459	90	40.501	172	12	40.149	144	32.684	94			

<b>25</b>	Philippe Haezebrouk, FRA ,							<b>theoretical besttime: 1:33.495</b>							
1	2:51.470	1:25.820	110	46.151	90	39.499	189	9	1:35.618	35.274	165	29.291	122	31.053	213
2	1:50.040	42.541	128	33.152	105	34.347	203	10	1:35.371	34.724	159	28.904	114	31.743	207
3	1:41.440	37.508	150	30.371	111	33.561	208	11	1:34.726	34.734	162	29.256	118	<b>30.736</b>	216
4	1:39.507	36.637	141	30.118	116	32.752	207	12	1:34.569	34.619	162	29.166	116	30.784	<b>218</b>
5	1:37.073	36.640	161	29.153	121	31.280	214	13	1:36.845	35.414	145	30.127	118	31.304	214
6	1:36.564	35.555	160	29.736	120	31.273	214	14	1:34.380	<b>34.107</b>	165	28.781	<b>123</b>	31.492	213
7	1:35.212	34.915	162	29.164	118	31.133	216	15	<b>1:34.295</b>	34.319	<b>170</b>	<b>28.652</b>	120	31.324	215
8	1:39.212	37.572	158	29.547	115	32.093	211	16	1:59.479	39.871	156	34.635	116	44.973	

<b>27</b>	Carlos Antunes Tavares, PRT ,							<b>theoretical besttime: 1:48.944</b>							
1	2:45.296	1:19.183	110	44.084	89	42.029	168	8	1:50.053	41.082	<b>145</b>	33.180	91	<b>35.791</b>	<b>211</b>
2	2:06.945	48.142	113	39.168	84	39.635	184	9	1:51.546	41.265	135	33.292	92	36.989	202
3	1:59.877	45.939	125	36.033	<b>97</b>	37.905	192	10	1:53.835	42.238	138	33.632	90	37.965	209
4	1:56.399	44.007	130	34.171	94	38.221	197	11	1:49.921	41.002	141	32.956	95	35.963	209
5	1:55.826	44.849	129	34.032	95	36.945	202	12	<b>1:49.710</b>	40.972	144	32.687	91	36.051	208
6	1:53.175	42.758	136	33.508	93	36.909	204	13	1:49.721	<b>40.723</b>	142	<b>32.430</b>	94	36.568	210
7	1:56.482	44.789	132	34.061	94	37.632	209	14	47.436	122	40.265	83			

<b>28</b>	Philippe Bourgois, BEL ,							<b>theoretical besttime: 1:39.653</b>							
1	2:52.536	1:39.958	135	34.306	100	38.272	200	4	<b>1:39.653</b>	<b>37.008</b>	148	<b>29.924</b>	<b>108</b>	<b>32.721</b>	<b>220</b>
2	1:48.177	41.837	132	31.631	104	34.709	216	5	19:14.536						
3	1:41.507	37.722	<b>155</b>	30.572	105	33.213	220								

<b>96</b>	Gerard Pargamin, FRA ,							<b>theoretical besttime: 1:56.304</b>							
1	4:09.505	2:29.043	89	54.211	81	46.251	144	5	1:58.009	43.755	122	34.363	85	39.891	<b>180</b>
2	2:04.929	46.720	115	37.662	87	40.547	172	6	<b>1:57.166</b>	<b>43.062</b>	124	34.360	<b>92</b>	39.744	166
3	2:08.979	45.030	119	35.302	82	48.647		7	2:01.802	43.854	<b>132</b>	<b>33.696</b>	89	44.252	
4	8:11.555	6:57.363	124	34.646	88	<b>39.546</b>	167								



# XL Formula

## Lap chart Race 1

Provisional

France  
29 March-1 April 2013

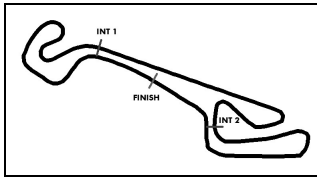
**XLFORMULA**  
powered by **MM**

Circuit Paul Armagnac Nogaro, Length: 3636 m

Sunday 31.3.2013 15:40

POS	1	2	3	4	5	6	7
LAP 1	28	25	27	96	15	22	
LAP 2	28	25	27	96	22	.15	
LAP 3	28	25	27	96	22	15	
LAP 4	25	28	27	96	22	15	
LAP 5	25	28	27	96	22	15	
LAP 6	25	28	27	96	22	15	
LAP 7	25	28	27	96	22	15	
LAP 8	25	28	27	22	96	15	
LAP 9	25	28	27	22	96	15	
LAP 10	25	28	27	22	96	15	
LAP 11	25	28	27	22	96	15	
LAP 12	25	28	27	22	96	15	
LAP 13	25	28	27	22	96	15	
LAP 14	25	28	27	22	96	15	
LAP 15	25	28	27	22	96	15	
LAP 16	25	28	27	22	96'	15	
LAP 17	25	28	27	22	96'	.15	
LAP 18	25	28	27	22	96'		
LAP 19	25	28	27	22	.96		

. - PIT STOP ' - LAP BEHIND



# XL Formula

## Pit stops Race 1

Provisional



Circuit Paul Armagnac Nogaro, Length: 3636 m

Air temperature: 18.5°C

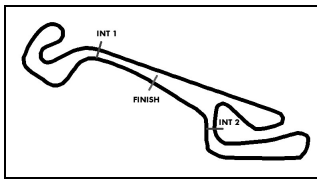
Track temperature: 20.7°C

Weather condition: Dry



Sunday 31.3.2013 15:40

Nr	Driver in	Day time in	Time in	Driver out	Day time out	Time out	Nett Time
15		15:43:07	3:15.568		15:45:47	5:55.798	2:40.230
25		16:08:08	28:16.417				
28		16:08:14	28:22.258				
96		16:08:29	28:37.632				
15		16:08:32	28:40.547				



# XL Formula

## Results Race 1

Provisional



Circuit Paul Armagnac Nogaro, Length: 3636 m

Air temperature: 18.6°C

Track temperature: 20.7°C

Weather condition: Dry

Sunday 31.3.2013 15:40



started : 6      classified : 6      not classified : 0

	Drivers	Team	Car	Laps	Total Time	Gap	Kph	Lap	Time	Kph
1	25 P.Haezebrouk	Signature	Dallara	19	<b>26:16.120</b>		157.8	6	1:21.437	160.7
2	28 P.Bourgois	Signature	Dallara	19	<b>26:33.184</b>	17.064	156.1	11	1:22.736	158.2
3	27 C.Tavares	Clementeam Racing	Dallara	19	<b>26:59.557</b>	43.437	153.6	6	1:23.476	156.8
4	22 L.Vallery-Masson	HVM Racing	G Force	19	<b>27:23.809</b>	1:07.689	151.3	15	1:24.336	155.2
5	96 G.Pargamin	Griffiths	Lola	18	<b>26:30.375</b>	1 LAP	148.1	5	1:26.819	150.8
6	15 P.D Aubrey	Griffiths	Tyrrel	16	<b>26:42.562</b>	3LAPS	130.7	10	1:27.378	149.8

*Fastest lap of the race. Car 25 driver on lap 6. Time 1:21.437, average speed 160.7 km/h.*

Publications Time:

Race Director:

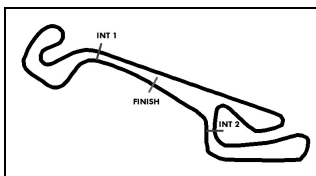
Time Keeping:

BLANCPAIN Timing

ver: 1.0

Page 1/ 1 printed: 31.3.2013 16:09





# XL Formula

## Lap analysis Race 1



Provisional

Circuit Paul Armagnac Nogaro, Length: 3636 m

Air temperature: 18.6°C

Track temperature: 20.7°C

Weather condition: Dry

 **France**  
29 March-1 April 2013

Sunday 31.3.2013 15:40

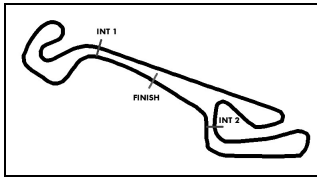
Lap	Time	SE1	SP1	SE2	SP2	SE3	SP3	Lap	Time	SE1	SP1	SE2	SP2	SE3	SP3
<b>15</b>	Patrick D Aubrey, FRA ,							<b>theoretical besttime: 1:27.078</b>							
1	1:36.358	37.157	158	29.700	115	29.501	198	10	<b>1:27.378</b>	31.973	172	27.224	120	28.181	<b>216</b>
2	1:39.210	32.838	155	30.738	114	35.634		11	1:28.741	32.699	163	27.419	119	28.623	215
3	4:11.037	3:12.582	151	29.737	114	28.718	214	12	1:28.763	32.227	165	28.015	118	28.521	213
4	1:28.682	32.539	166	27.631	117	28.512	211	13	1:30.337	33.472	<b>172</b>	28.028	117	28.837	208
5	1:29.601	33.082	164	28.003	120	28.516	210	14	1:29.414	33.260	165	27.667	117	28.487	215
6	1:28.083	32.270	169	27.538	119	28.275	216	15	1:30.502	32.280	171	27.502	114	30.720	207
7	1:27.556	<b>31.896</b>	171	<b>27.062</b>	120	28.598	212	16	1:31.249	33.354	148	28.863	119	29.032	209
8	1:27.951	32.566	171	27.265	121	<b>28.120</b>	216								
9	1:27.700	32.188	171	27.283	<b>122</b>	28.229	216								

<b>22</b>	Laurent Vallery-Masson, FRA ,							<b>theoretical besttime: 1:24.083</b>							
1	1:39.718	43.252	179	27.408	122	29.058	216	11	1:25.056	31.186	183	26.596	125	27.274	228
2	1:31.644	32.996	181	27.982	119	30.666	202	12	1:25.329	31.179	184	26.437	131	27.713	227
3	1:26.646	32.281	181	26.476	131	27.889	221	13	1:25.438	31.463	179	26.232	130	27.743	224
4	1:25.421	31.561	185	26.252	131	27.608	223	14	1:25.132	31.303	185	26.280	<b>134</b>	27.549	228
5	1:26.119	31.742	184	26.485	125	27.892	223	15	<b>1:24.336</b>	<b>31.014</b>	<b>186</b>	26.169	130	<b>27.153</b>	228
6	1:25.964	31.395	182	26.430	124	28.139	225	16	1:24.639	31.269	186	<b>25.916</b>	131	27.454	<b>229</b>
7	1:26.009	31.277	184	26.524	111	28.208	224	17	1:25.216	31.177	183	26.310	127	27.729	227
8	1:25.826	31.463	182	26.338	127	28.025	217	18	1:25.356	31.321	186	26.134	128	27.901	223
9	1:25.070	31.218	186	26.354	126	27.498	225	19	1:26.019	31.518	185	26.507	131	27.994	202
10	1:24.871	31.086	184	26.431	129	27.354	227								

<b>25</b>	Philippe Haezebrouk, FRA ,							<b>theoretical besttime: 1:21.336</b>							
1	1:27.242	33.179	182	26.900	<b>139</b>	27.163	229	11	1:22.418	29.905	186	26.008	137	26.505	229
2	1:23.987	30.483	185	26.243	134	27.261	228	12	1:22.362	29.686	180	26.194	130	26.482	228
3	1:24.313	31.316	183	25.819	136	27.178	227	13	1:22.599	29.839	181	26.192	132	26.568	230
4	1:22.477	30.432	<b>188</b>	<b>25.450</b>	137	26.595	229	14	1:22.428	29.801	185	26.002	130	26.625	<b>231</b>
5	1:22.102	29.965	185	25.869	139	<b>26.268</b>	229	15	1:22.304	29.792	184	25.980	131	26.532	230
6	<b>1:21.437</b>	<b>29.618</b>	188	25.479	136	26.340	231	16	1:23.165	30.502	184	26.071	132	26.592	231
7	1:22.425	30.016	186	25.769	133	26.640	229	17	1:23.517	31.233	186	25.705	132	26.579	230
8	1:22.609	30.006	185	25.759	136	26.844	229	18	1:22.598	29.910	183	25.995	133	26.693	228
9	1:22.095	29.675	185	25.794	138	26.626	231	19	1:23.221	30.185	183	26.146	131	26.890	227
10	1:22.821	30.157	184	25.892	139	26.772	231								

<b>27</b>	Carlos Antunes Tavares, PRT ,							<b>theoretical besttime: 1:23.218</b>							
1	1:28.468	34.794	188	26.594	126	27.080	236	11	1:24.735	31.621	195	26.110	<b>135</b>	27.004	240
2	1:24.546	32.055	187	25.765	130	26.726	240	12	1:25.710	32.291	194	26.165	128	27.254	240
3	1:24.868	31.748	<b>196</b>	26.143	130	26.977	237	13	1:25.235	32.122	194	25.926	129	27.187	240
4	1:24.704	32.032	193	25.813	132	26.859	237	14	1:25.843	32.141	193	26.242	125	27.460	238
5	1:24.745	31.671	194	25.730	133	27.344	242	15	1:24.762	31.947	196	25.848	127	26.967	243
6	<b>1:23.476</b>	<b>31.204</b>	196	<b>25.459</b>	127	26.813	240	16	1:25.794	32.151	195	26.095	124	27.548	239
7	1:24.047	31.619	194	25.873	134	<b>26.555</b>	243	17	1:25.333	32.057	193	26.024	132	27.252	239
8	1:25.084	31.461	193	26.420	133	27.203	237	18	1:26.067	32.347	195	26.142	125	27.578	240
9	1:25.129	31.917	195	26.059	126	27.153	240	19	1:26.080	32.478	194	26.266	126	27.336	242
10	1:24.931	32.477	194	25.752	131	26.702	<b>244</b>								

<b>28</b>	Philippe Bourgois, BEL ,							<b>theoretical besttime: 1:22.278</b>							
1	1:26.824	32.968	182	26.374	128	27.482	239	11	<b>1:22.736</b>	<b>30.289</b>	191	25.577	133	26.870	237
2	1:24.012	30.764	185	25.863	133	27.385	236	12	1:24.280	31.524	191	25.649	127	27.107	240
3	1:24.172	31.299	191	25.739	129	27.134	240	13	1:23.935	30.976	192	25.755	128	27.204	236
4	1:24.463	30.841	187	26.201	128	27.421	239	14	1:23.695	30.957	189	25.771	128	26.967	237
5	1:23.785	30.752	190	25.873	130	27.160	241	15	1:23.405	30.874	192	25.721	129	26.810	238
6	1:23.190	30.708	193	<b>25.349</b>	133	27.133	240	16	1:23.742	30.938	191	25.784	128	27.020	239
7	1:23.437	30.839	191	25.596	133	27.002	241	17	1:23.150	30.558	191	25.692	131	26.900	242
8	1:23.480	30.970	192	25.870	126	<b>26.640</b>	<b>245</b>	18	1:24.511	30.700	193	26.153	122	27.658	235
9	1:22.995	30.552	<b>193</b>	25.506	127	26.937	240	19	1:24.472	30.880	192	26.237	123	27.355	237
10	1:22.900	30.636	192	25.583	<b>134</b>	26.681	244								



# XL Formula

## Lap analysis Race 1

Provisional



Circuit Paul Armagnac Nogaro, Length: 3636 m

Air temperature: 18.6°C

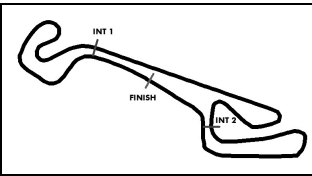
Track temperature: 20.7°C

Weather condition: Dry



Sunday 31.3.2013 15:40

Lap	Time	SE1	SP1	SE2	SP2	SE3	SP3	Lap	Time	SE1	SP1	SE2	SP2	SE3	SP3
<b>96</b> Gerard Pargamin, FRA ,								<b>theoretical besttime: 1:26.457</b>							
1	1:33.283	36.223	162	27.197	120	29.863	205	11	1:28.344	32.458	167	27.377	118	28.509	206
2	1:29.275	33.343	168	27.051	117	28.881	210	12	1:28.135	32.831	169	27.009	<b>126</b>	28.295	207
3	1:27.979	32.734	167	26.917	118	28.328	217	13	1:27.658	32.587	170	26.553	123	28.518	214
4	1:27.080	32.513	171	26.709	123	<b>27.858</b>	<b>217</b>	14	1:27.985	32.585	171	27.030	125	28.370	206
5	<b>1:26.819</b>	<b>32.115</b>	172	26.819	125	27.885	211	15	1:27.906	32.523	167	26.993	120	28.390	208
6	1:28.223	32.952	161	26.961	122	28.310	209	16	1:28.892	33.621	<b>175</b>	26.801	123	28.470	208
7	1:28.657	33.014	164	27.271	115	28.372	211	17	1:28.305	32.881	168	26.976	123	28.448	208
8	1:28.153	33.128	166	26.818	124	28.207	209	18	1:28.160	32.917	170	26.783	123	28.460	210
9	1:28.424	32.462	173	27.592	125	28.370	205								
10	1:27.097	32.434	174	<b>26.484</b>	124	28.179	204								



# XL Formula

## Lap chart Race 2

Provisional

France  
29 March-1 April 2013

**XLFORMULA**  
powered by

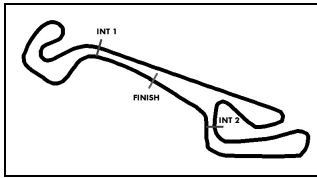
Circuit Paul Armagnac Nogaro, Length: 3636 m

Monday 1.4.2013 12:00

POS	1	2	3	4	5	6	7
LAP 1	28	25	27	22	96	15	
LAP 2	28	25	27	22	15		
LAP 3	28	25	22	27	15		
LAP 4	28	22	27	15			
LAP 5	28	22	27	15			
LAP 6	28	22	27	15'			
LAP 7	28	22	27'	15'			
LAP 8	28	22	27'	15'			
LAP 9	28	22	27'	15'			
LAP 10	28	22	27'	15'			
LAP 11	28	22	27'	15'			
LAP 12	28	22					

. - PIT STOP ' - LAP BEHIND





# XL Formula

## Results Race 2

Provisional



Circuit Paul Armagnac Nogaro, Length: 3636 m

Air temperature: 10.7°C

Track temperature: 11.3°C

Weather condition: Wet



Monday 1.4.2013 12:00

started : 6      classified : 6      not classified : 0

	Drivers	Team	Car	Laps	Total Time	Gap	Kph	Lap	Time	Kph
1	28 P.Bourgois	Signature	Dallara	12	<b>20:18.494</b>		128.9	12	1:38.731	132.6
2	22 L.Vallery-Masson	HVM Racing	G Force	12	<b>22:06.299</b>	1:47.805	118.4	9	1:47.239	122.1
3	27 C.Tavares	Clementeam Racing	Dallara	11	<b>21:26.849</b>	1 LAP	111.9	8	1:54.613	114.2
4	15 P.D Aubrey	Griffiths	Tyrrel	11	<b>22:25.751</b>	1 LAP	107.0	9	1:58.662	110.3
5	25 P.Haezebrouk	Signature	Dallara	3	<b>5:12.034</b>	9LAPS	125.8	3	1:37.189	134.7
6	96 G.Pargamin	Griffiths	Lola	1	<b>2:02.765</b>	11LAPS				

*Fastest lap of the race. Car 25 driver on lap 3. Time 1:37.189, average speed 134.7 km/h.*

Publications Time:

Race Director:

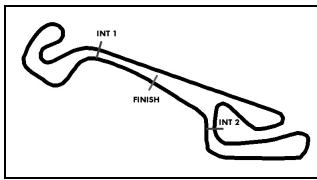
Time Keeping:

BLANCPAIN Timing

ver: 1.0

Page 1/ 1 printed: 1.4.2013 12:30





# XL Formula

## Lap analysis Race 2



Provisional

Circuit Paul Armagnac Nogaro, Length: 3636 m  
 Air temperature: 10.7°C  
 Track temperature: 11.3°C  
 Weather condition: Wet



Monday 1.4.2013 12:00

Lap	Time	SE1	SP1	SE2	SP2	SE3	SP3	Lap	Time	SE1	SP1	SE2	SP2	SE3	SP3
<b>15</b> Patrick D Aubrey, FRA ,								<b>theoretical besttime: 1:57.769</b>							
1	2:09.691	52.966	124	36.742	83	39.983	177	7	1:59.811	43.344	<b>131</b>	37.063	86	39.404	169
2	2:00.605	44.403	130	<b>35.868</b>	85	40.334	180	8	1:59.049	43.254	130	36.571	<b>91</b>	39.224	176
3	2:00.626	43.531	130	37.301	87	39.794	<b>180</b>	9	<b>1:58.662</b>	<b>43.027</b>	131	36.761	87	<b>38.874</b>	178
4	2:02.032	44.121	130	38.228	84	39.683	168	10	1:58.956	43.360	129	36.653	88	38.943	175
5	2:01.294	43.825	127	37.544	85	39.925	180	11	2:13.185	43.983	117	38.590	84	50.612	
6	2:01.840	44.676	124	37.214	88	39.950	175								

<b>22</b> Laurent Vallery-Masson, FRA ,								<b>theoretical besttime: 1:46.646</b>							
1	2:02.033	49.110	131	35.211	99	37.712	178	7	1:47.676	39.075	134	33.192	98	<b>35.409</b>	201
2	1:56.932	42.299	137	35.657	94	38.976	172	8	1:47.683	39.295	140	32.436	102	35.952	187
3	1:51.576	41.055	138	34.162	99	36.359	177	9	<b>1:47.239</b>	39.194	<b>145</b>	<b>32.184</b>	100	35.861	184
4	1:49.966	40.009	138	33.669	98	36.288	175	10	1:47.983	39.501	135	32.949	100	35.533	184
5	1:49.667	39.785	140	33.955	99	35.927	194	11	1:47.329	<b>39.053</b>	142	32.565	97	35.711	186
6	1:48.943	39.441	143	33.468	101	36.034	<b>201</b>	12	1:49.272	39.714	130	33.432	<b>105</b>	36.126	177

<b>25</b> Philippe Haezebrouk, FRA ,								<b>theoretical besttime: 1:37.189</b>							
1	1:46.892	41.932	145	31.984	<b>113</b>	32.976	207	3	<b>1:37.189</b>	<b>35.600</b>	155	<b>30.491</b>	107	<b>31.098</b>	217
2	1:47.953	38.617	152	33.091	81	36.245	213								

<b>27</b> Carlos Antunes Tavares, PRT ,								<b>theoretical besttime: 1:53.657</b>							
1	1:59.995	48.388	133	34.663	92	36.944	197	7	1:58.866	43.379	128	37.068	83	38.419	<b>209</b>
2	1:57.958	44.146	131	35.419	90	38.393	199	8	<b>1:54.613</b>	42.806	133	<b>34.123</b>	<b>93</b>	37.684	191
3	1:56.511	44.043	131	35.545	90	<b>36.923</b>	203	9	1:55.505	43.242	130	34.591	91	37.672	201
4	1:56.102	<b>42.611</b>	<b>137</b>	35.802	91	37.689	200	10	1:54.993	43.183	128	34.542	90	37.268	204
5	1:59.942	44.541	121	37.784	77	37.617	200	11	1:55.817	43.236	133	34.829	92	37.752	183
6	1:56.547	43.046	130	35.998	87	37.503	207								

<b>28</b> Philippe Bourgois, BEL ,								<b>theoretical besttime: 1:38.582</b>							
1	1:46.436	40.969	151	31.946	104	33.521	215	8	1:42.774	36.917	164	32.649	86	33.208	215
2	1:42.875	38.580	155	30.680	106	33.615	217	9	1:40.204	37.092	159	30.257	103	32.855	219
3	1:42.421	38.220	160	31.053	105	33.148	220	10	1:39.117	<b>36.649</b>	162	<b>30.207</b>	106	32.261	220
4	1:43.110	37.620	158	32.375	102	33.115	219	11	1:39.261	36.676	164	30.372	108	32.213	<b>221</b>
5	1:40.764	37.371	<b>166</b>	30.841	97	32.552	221	12	<b>1:38.731</b>	36.719	163	30.286	<b>110</b>	<b>31.726</b>	218
6	1:41.130	37.155	166	31.116	105	32.859	218								
7	1:41.671	38.155	159	30.776	104	32.740	220								

<b>96</b> Gerard Pargamin, FRA ,								<b>theoretical besttime: 42.224</b>							
1	2:02.765	49.857	122	35.098	<b>93</b>	37.810	<b>169</b>								